HW#4

1. Name each angle in three different ways.

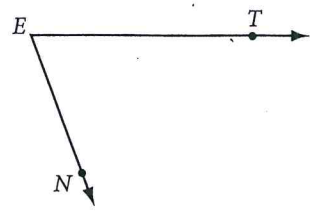

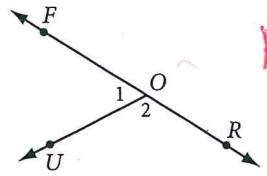

For Exercises 2–4, draw and label each angle.

2. $\angle TAN$ **3.** $\angle BIG$ **4.** $\angle SML$

5. For each figure at right, list the angles that you can name using only the vertex letter.

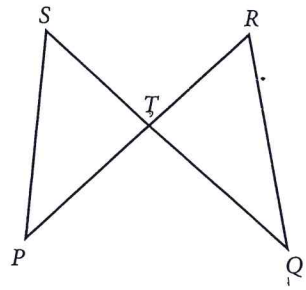

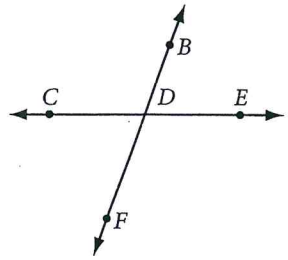

6. ~~Draw a ...~~ each angle.

For Exercises 7–14, find the measure of each angle.

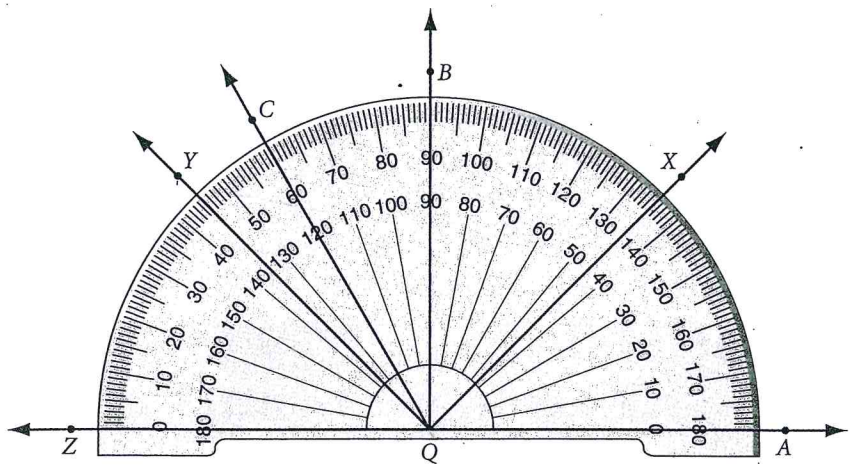

7. $m\angle AQB \approx$? **8.** $m\angle AQC \approx$? **9.** $m\angle XQA \approx$? **10.** $m\angle AQY \approx$?

11. $m\angle ZQY \approx$? **12.** $m\angle ZQX \approx$? **13.** $m\angle CQB \approx$? ⓗ **14.** $m\angle XQY \approx$?

For Exercises 15–19, use your protractor to find the measure of the angle to the nearest degree.

15. $m\angle MAC \approx$?

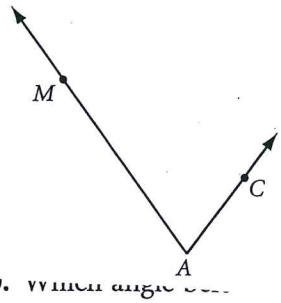

16. $m\angle IBM \approx$?

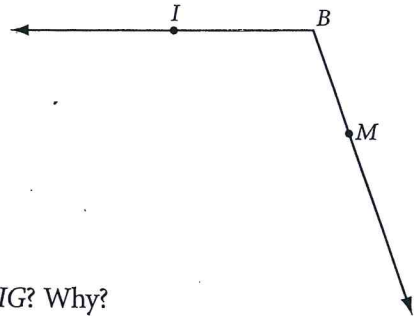
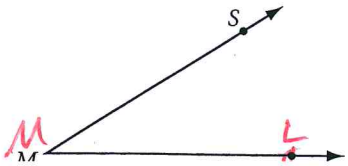
20. Which angle ... greater measure, $\angle SML$ or $\angle BIG$? Why?