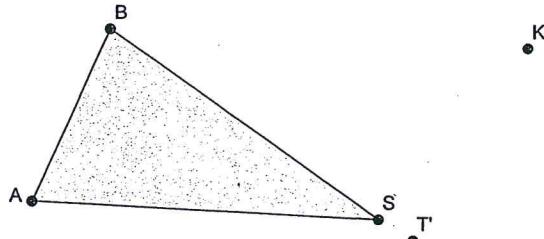
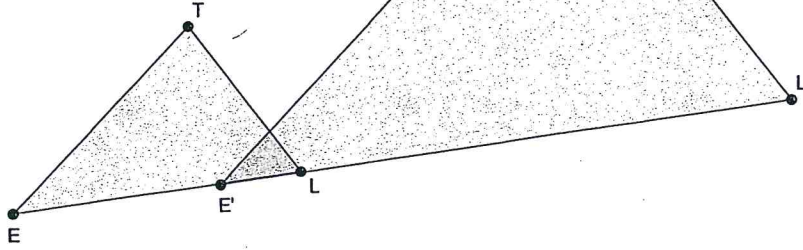


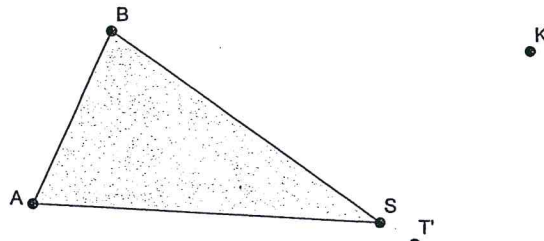
Dilate $\triangle BAS$ from point K with a scale factor of $1/2$ to locate $\triangle B'A'S'$. Show measurements/work.



Locate center of dilation C for the dilation from $\triangle ETL$ to $\triangle E'T'L'$. Measure to find scale factor. Show work.



Dilate $\triangle BAS$ from point K with a scale factor of $1/2$ to locate $\triangle B'A'S'$. Show measurements/work.



Locate center of dilation C for the dilation from $\triangle ETL$ to $\triangle E'T'L'$. Measure to find scale factor. Show work.

